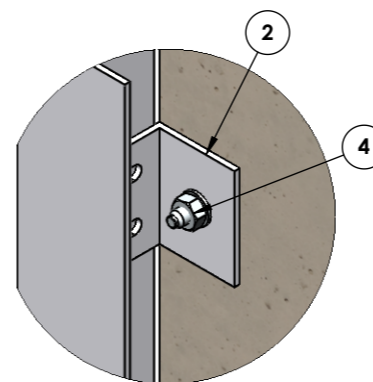

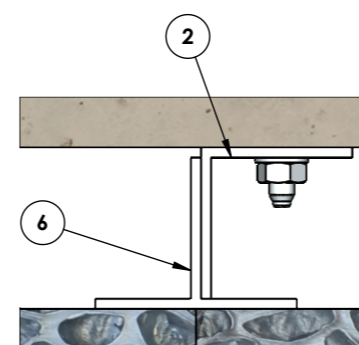


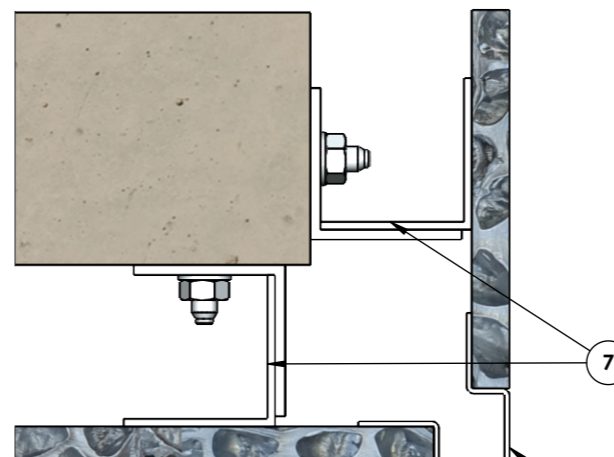
ITEM NO.	PART NUMBER	DESCRIPTION	QTY.
1	407293	Wall Section	1
2	407057	Tilkoblingsprofil - 75mm	15
3	407296	Aluivent Panel - W:600mm	2
4	405712	M10 x 90mm SS Bolt Anchor	15
5	407298	Hjørneprofil	1
6	407297	T Profil	3
7	407299	Endeprofil	2
8	407300	Aluivent Panel - W:150mm	1



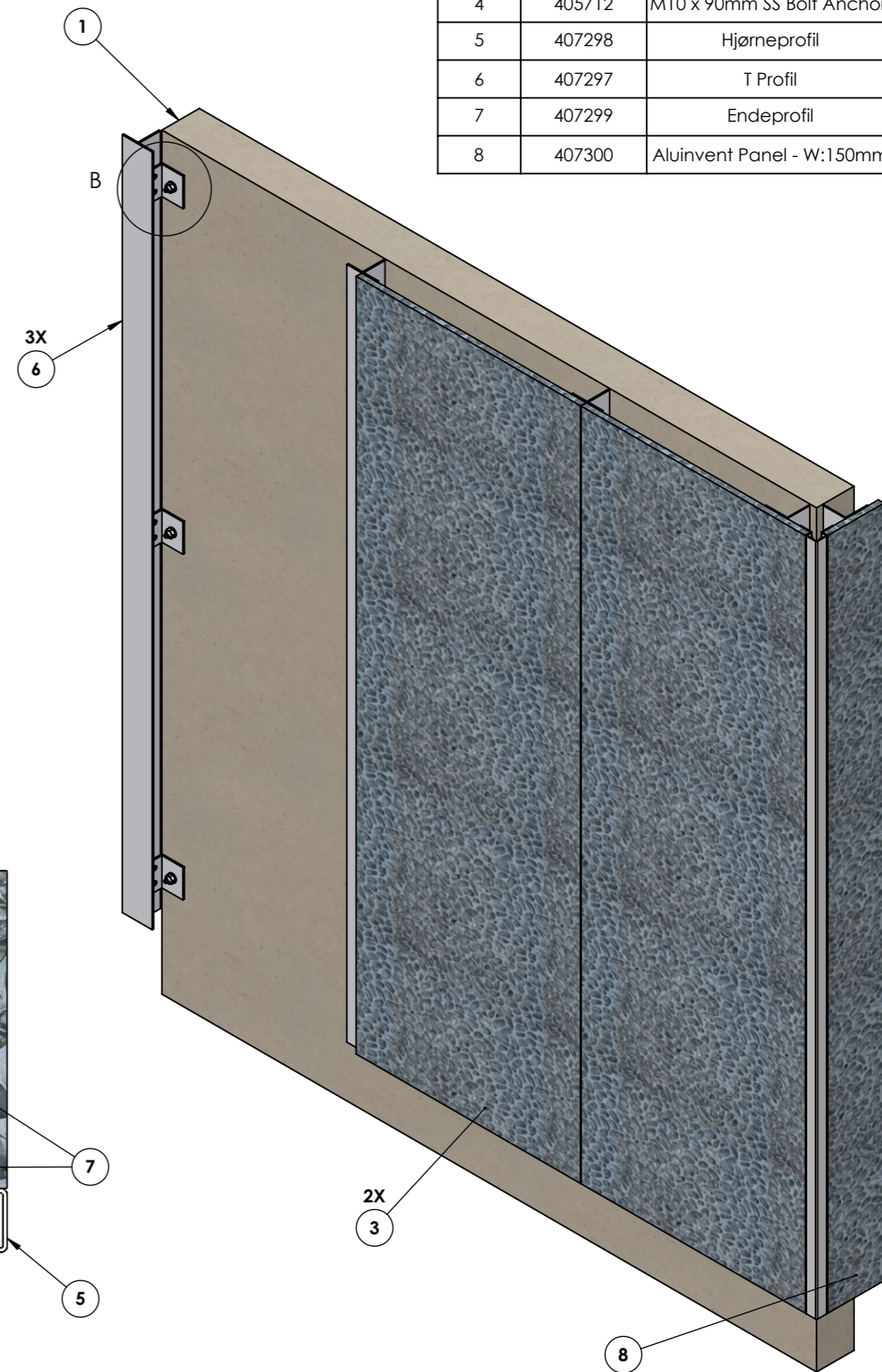
DETAIL B
SCALE 1 : 4



DETAIL C
SCALE 1 : 3



DETAIL A
SCALE 1 : 3



NOT APPROVED FOR PRODUCTION

REV	EC #	CHANGE DESCRIPTION	BY	CHK	APPR	DATE
			HD			

FABRICATION ACC. TO STANDARD:
SURFACE FINISH: 3.2 Ra
SURFACE TREATMENT:
MANUFACTURING AND TOLERANCE: SPEC M001
MARKING:
DIMENSIONS IN MILLIMETERS [IN].

WELDING
WELDING ACC TO: N/A
QUALITY LEVEL: N/A
NDT: -
EXECUTION CLASS: -
WELDING SIZE: N/A

CONFIDENTIAL: DO NOT DISTRIBUTE

THE INFORMATION CONTAINED HEREIN IS CONFIDENTIAL AND PROPRIETARY TO RA NORWAY AND SHALL NOT BE REPRODUCED, COPIED, USED OR DISCLOSED IN WHOLE OR PART, TO ANY INDIVIDUAL OR CORPORATION WITHOUT THE PRIOR WRITTEN CONSENT OF SØRSKÅR MEKANISKE VERKSTED.

Aluivent Demo Section

MARK PART AT: [Symbol] DRAWING NTS [Symbol] FIRST ANGLE PROJECTION [Symbol]

SØRSKÅR
MEKANISKE VERKSTED

DRAWING NO: **407294** REV: []

PROJECT NO: 001005 CUSTOMER: Aluivent

VERSION **0** EST WEIGHT: 2827.9 Kg SHEET: **1 OF 1**